

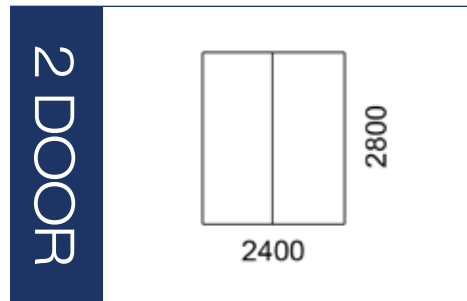
Framing Finishes



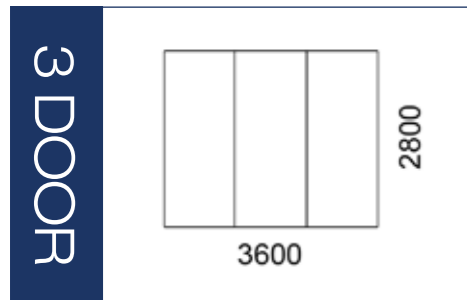
mandurahglass

Australian Designed and Locally Made

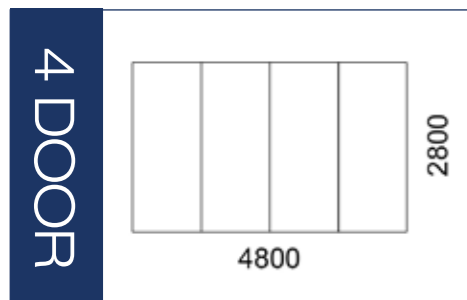
Maximum Sizes



- All systems run on load-bearing nylon base rollers.
- Tracking wheels are made from hard wearing nylon and mounted on a ball bearing axle.
- Floor sills, top track and wall jambs are available in matching aluminium finishes.
- Black framing finishes colour.




A full display of infill options are on display in our showroom



Call us for custom sizing
or specific requirements


21 Tindale Street, Mandurah 6210, Ph: 9581 2894, Fax: 9581 5009
Web: www.mandurahglass.com.au Email: info@mandurahglass.com.au

wardrobe doors



Residential | Commercial | Architectural

wardrobe doors



Our wardrobe doors from the Pivotech range come fitted with a choice of panel infill to match your design brief.

- The frames come in a wide range of metal finishes and colours to compliment your choice of panel.
- Panel options include gyprock, vinyl coated polytech board, mirror or coloured glass that can all be mixed and matched.
- Edge profiles include;
 - The Edgeline is a sleek and contemporary profile with optional handles.
 - The Ultraline is a "barely there" variation with a refined 2mm edge providing a virtually frameless result – suits glass and mirror infill only.
 - The Estate - has a handle that is incorporated into the frame edge and runs from the top to the bottom of the door for when a larger handle is preferred.
- The door sets come in two door, three door and four doors options, with sizes ranging up to 2800mm high and up to 4800mm wide.
- All doors are custom made to fit your space.



Sliding robe doors help hide away your homes storage areas without impeding into living space and are a stylish addition to any area.

Visit our website www.mandurahglass.com.au or call us on 08 9581 2894

See our entire range at 21 Tindale Street, Mandurah 6210