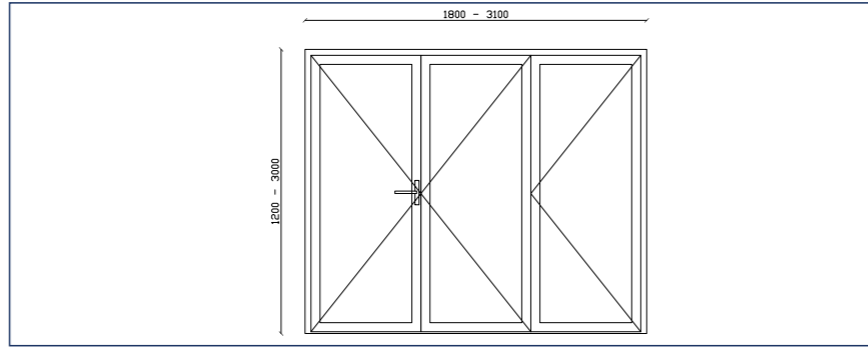
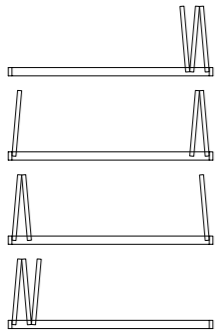


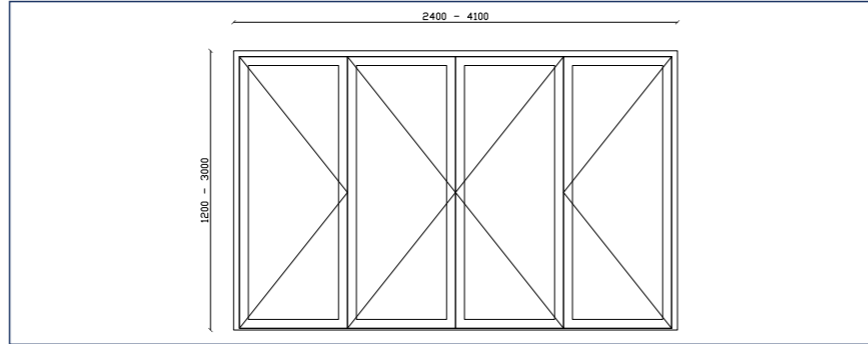
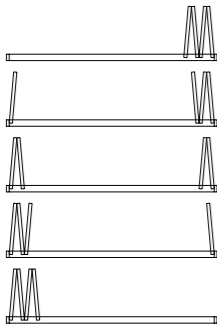
Top View

Front View

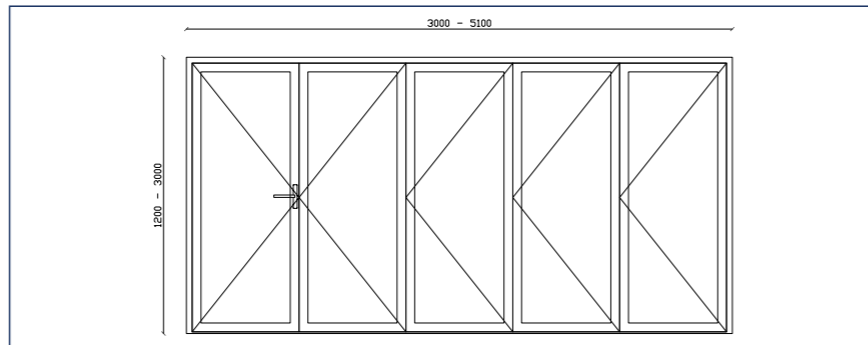
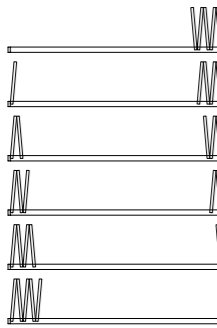
Bifold 3 Panel



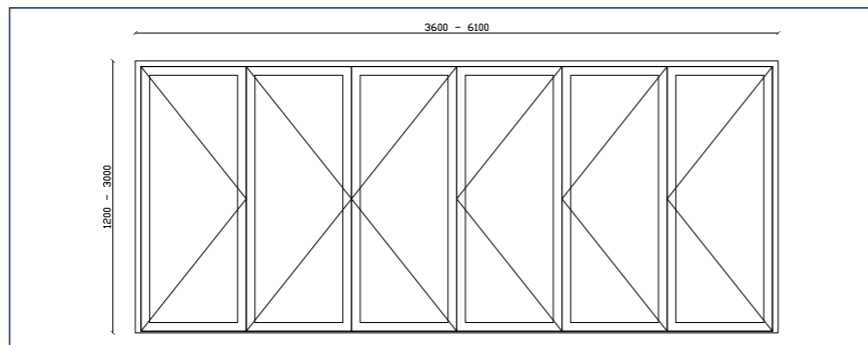
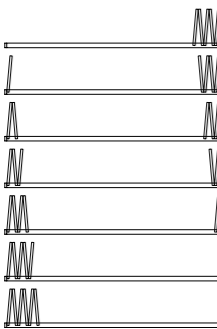
Bifold 4 Panel



Bifold 5 Panel



Bifold 6 Panel



Please see our performance glass brochure for detailed glazing options for our products.



mandurahglass

Australian Designed and Locally Made

Hinged & Bifold Doors and Windows



Call us for custom sizing or specific requirements

21 Tindale Street, Mandurah 6210, Ph: 9581 2894, Fax: 9581 5009  
Web: [www.mandurahglass.com.au](http://www.mandurahglass.com.au) Email: [info@mandurahglass.com.au](mailto:info@mandurahglass.com.au)

Residential | Commercial | Architectural





# Hinged & Bifold Doors and Windows

Mandurah Glass supplies and installs aluminium hinged and bifold doors and windows from the ELEVATE© range.

## Benefits

- Onsite measured and locally made to your specifications.
- Aluminium needs no ongoing maintenance and comes in a range of colours.
- Heavy duty profiles allow for larger panels.
- Weather seal offers superior wind protection and weather proofing.
- Big opening sizes available with many configuration choices.
- Lockwood twin point locking system allows the product to be key locked from both inside and out.

## Bifold doors and windows

- Top hung panels reduce the need for a large sill.
- Accessibility via a single or double hinged panel when closed.
- Smooth rolling architectural stainless steel hardware is used.
- Adaptable to all glass types and building materials with the ability to be retro – fitted into most existing homes.

## Options

- Choice of inward or outward opening plus choose to stack panels in one direction or as bi-parting units.
- Frame can be recessed flush with the floor for a designer finish.
- Compatible with the Centor© retractable insect screen.
- Upgrade glazing to include double glazing and low “e” glass to increase star ratings.
- Gainsborough or Lockwood 4 point keying solutions available.
- Upgrade frame to meet cyclonic (c4) conditions.
- Elevate© commercial range allows for panel sizes up to 1m wide and 3 meters high.
- Frameless option available.

**Double or single hinged door** – These can be converted to pivot doors to achieve an extra wide opening and can be upgraded to a frameless door for internal applications.



The bifold is a functional alternative to traditional units, being able to create a single large area from two spaces, perfect between indoor and outdoor living.

Visit our website [www.mandurahglass.com.au](http://www.mandurahglass.com.au) or call us on 08 9581 2894

See our entire range at 21 Tindale Street, Mandurah 6210